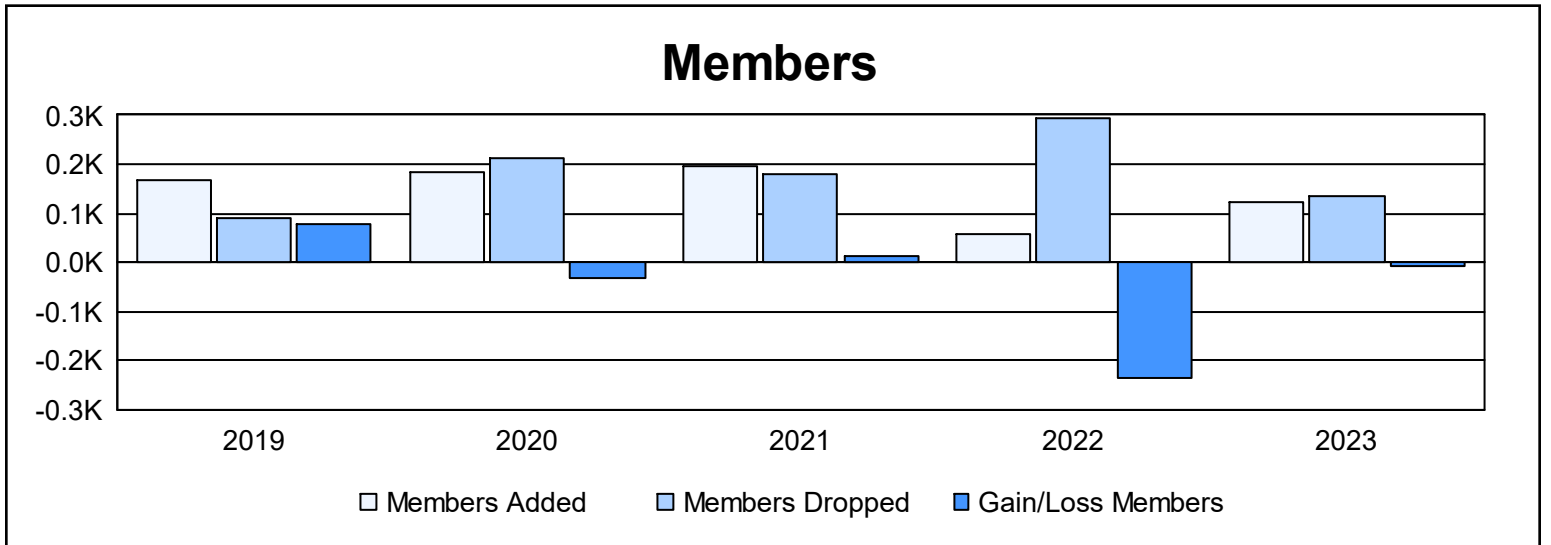
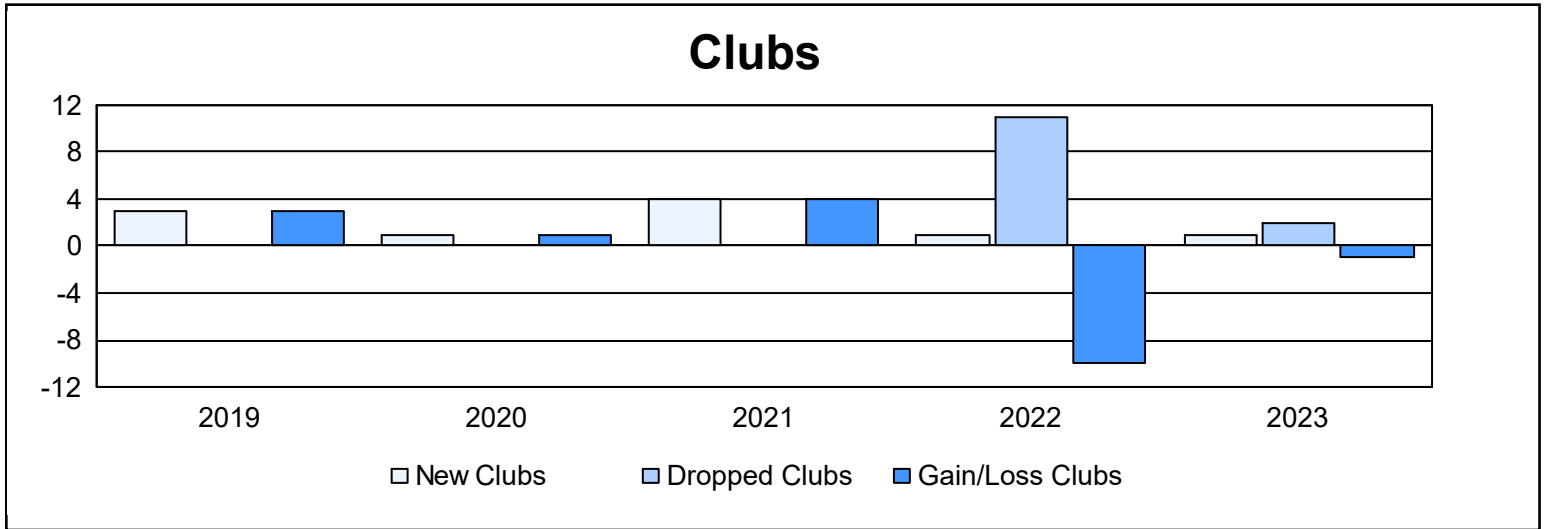
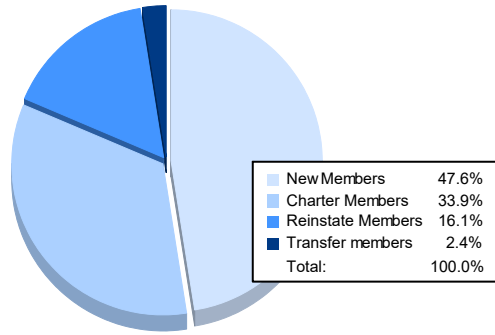


| Year | New Clubs | Dropped Clubs | Gain/ Loss Clubs | New Members | Charter Members | Reinstate Members | Transfer Members | Total Member Added | Total Members Dropped | Gain/ Loss Members |
|----------------|-----------|---------------|------------------|-------------|-----------------|-------------------|------------------|--------------------|-----------------------|--------------------|
| 2018-2019 | 3 | 0 | 3 | 63 | 88 | 16 | 1 | 168 | 89 | 79 |
| 2019-2020 | 1 | 0 | 1 | 36 | 76 | 71 | 0 | 183 | 213 | -30 |
| 2020-2021 | 4 | 0 | 4 | 99 | 82 | 7 | 6 | 194 | 180 | 14 |
| 2021-2022 | 1 | 11 | -10 | 33 | 22 | 0 | 1 | 56 | 292 | -236 |
| 2022-2023 | 1 | 2 | -1 | 59 | 42 | 20 | 3 | 124 | 133 | -9 |
| Average | 2 | 3 | -1 | 58 | 62 | 23 | 2 | 145 | 181 | -36 |



Membership Composition June 2023 Cumulative



Gender Composition June 2023 Cumulative

